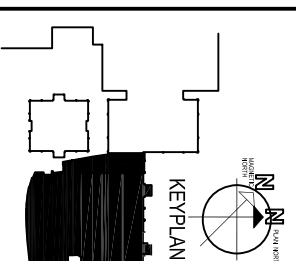


CHAD ILLIG  
CM OPTION

THESIS  
DESIGN  
TECH  
#2

NOTES:  
THIS DRAWING  
DEPICTS THE  
LAYOUT OF THE  
REC HALL SITE  
FOR STEEL  
ERECTION

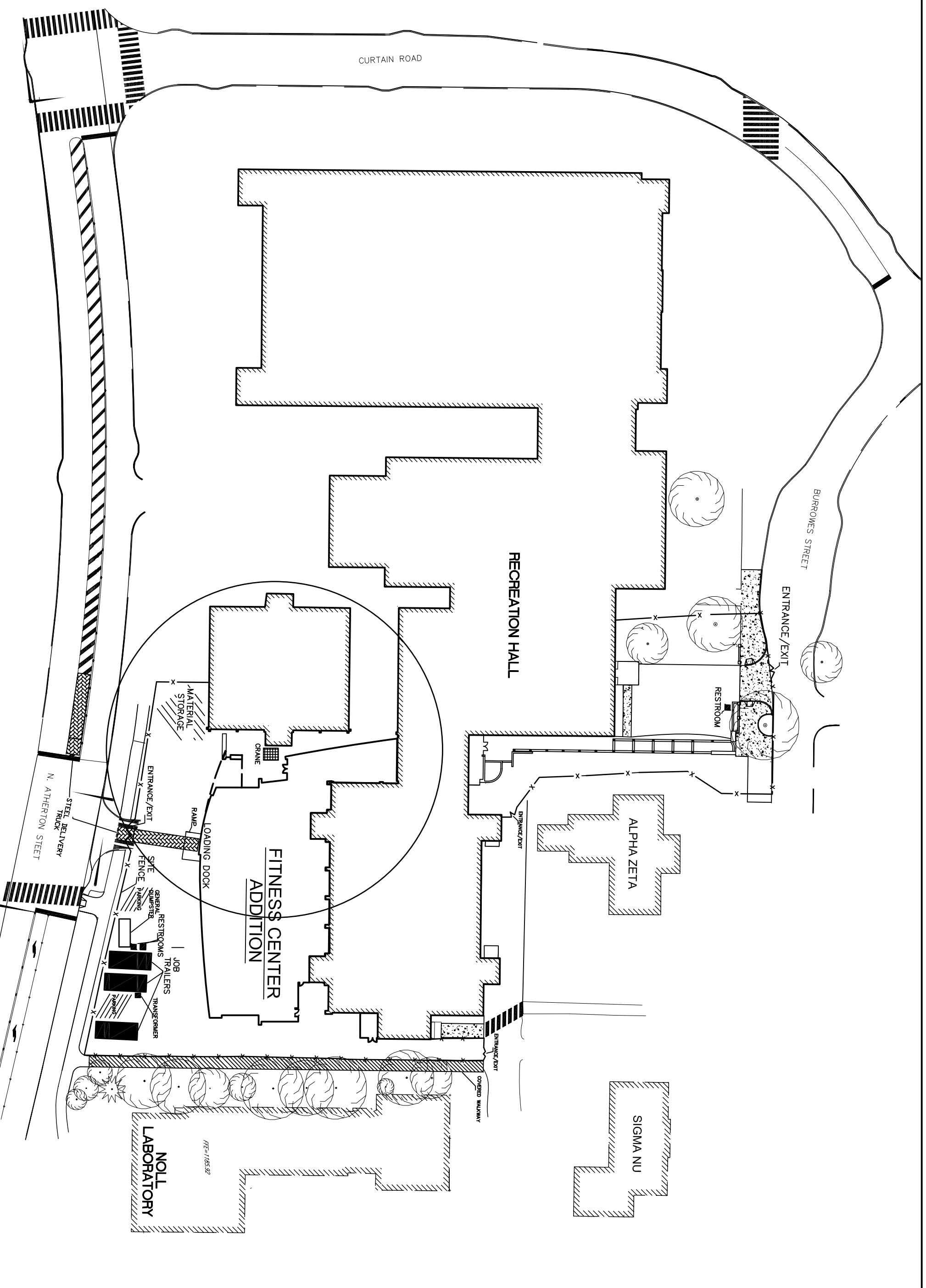
The  
Pennsylvania  
State  
University  
Recreation  
Hall



DATE	DESCRIPTION
10/31/05	
PROJECT NO.	3393
DRAWING FILE	CRI
DRAWN BY	
CHECKED BY	
MARK	

STEEL  
ERECTION  
LOCATION  
#1

SE1.01

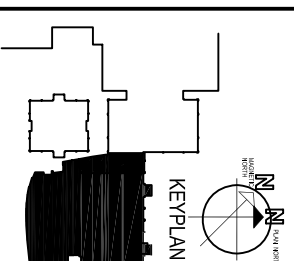


CHAD ILLIG  
CM OPTION

THESIS  
DESIGN  
TECH  
#2

NOTES:  
THIS DRAWING  
DEPICTS THE  
LAYOUT OF THE  
REC HALL SITE  
FOR STEEL  
ERECTION

The  
Pennsylvania  
State  
University  
Recreation  
Hall

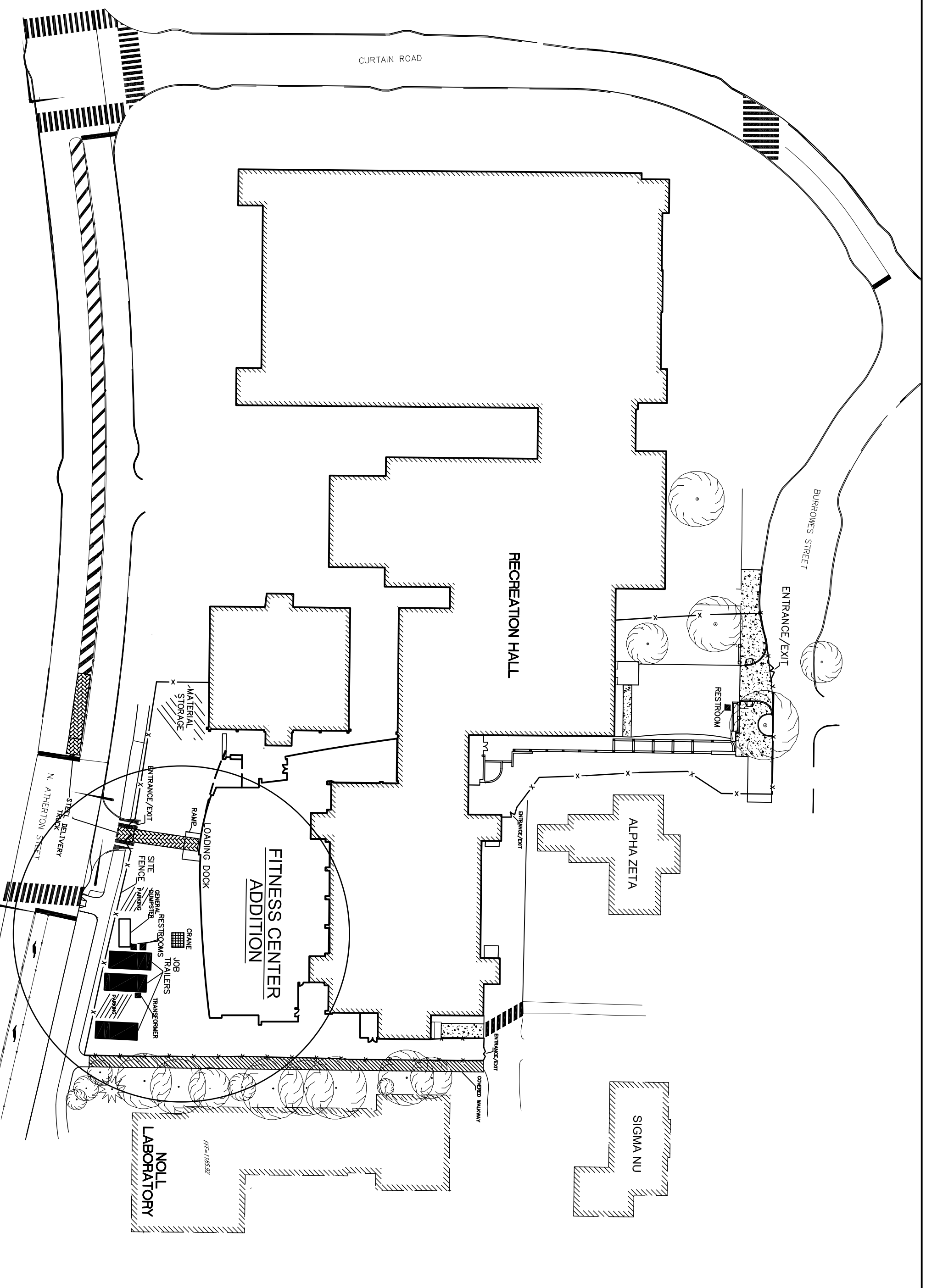


DATE	DESCRIPTION
10/31/05	
PROJECT NO.	3393
DRAWING FILE	CRI
DRAWN BY	CRI
CHECKED BY	
MARK	

ISSUE

STEEL  
ERECTION  
LOCATION  
#2

SE2.01

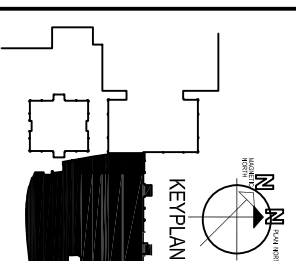


CHAD ILLIG  
CM OPTION

THESIS  
DESIGN  
TECH  
#2

NOTES:  
THIS DRAWING  
DEPICTS THE  
LAYOUT OF THE  
REC HALL SITE  
FOR STEEL  
ERECTION

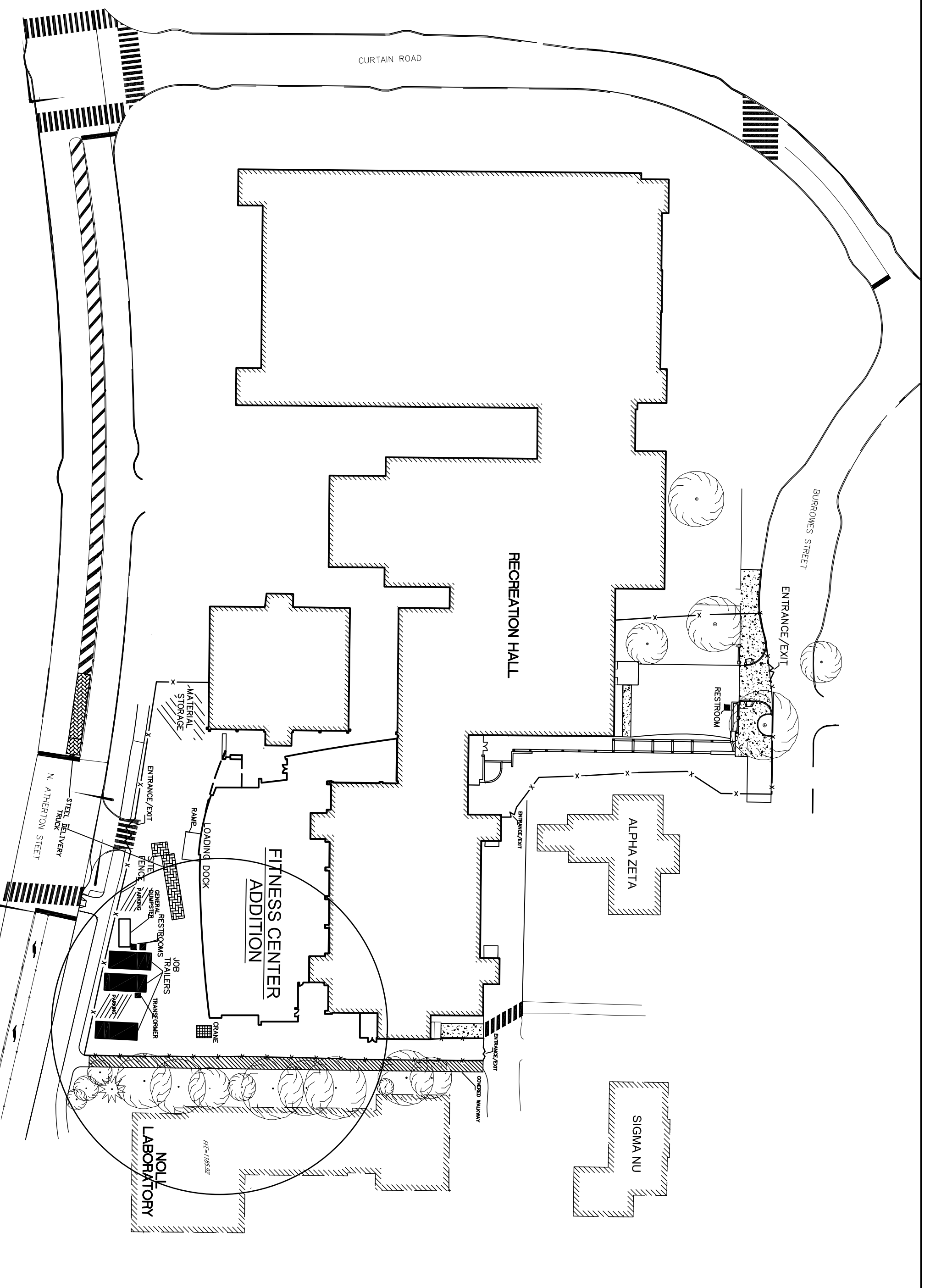
The  
Pennsylvania  
State  
University  
Recreation  
Hall



DATE	DESCRIPTION
10/31/05	
PROJECT NO.	3393
DRAWING FILE	CRI
DRAWN BY	CRI
CHECKED BY	
MARK	
ISSUE	

STEEL  
ERECTION  
LOCATION  
#3

SE3.01

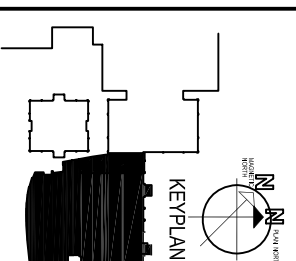


CHAD ILLIG  
CM OPTION

THESIS  
DESIGN  
TECH  
#2

NOTES:  
THIS DRAWING  
DEPICTS THE  
LAYOUT OF THE  
REC HALL SITE  
FOR STEEL  
ERECTIDN

The  
Pennsylvania  
State  
University  
Recreation  
Hall



DATE	DESCRIPTION
10/31/05	
PROJECT NO.	3393
DRAWING FILE	CRI
DRAWN BY	
CHECKED BY	
MARK	

ISSUE

STEEL  
ERECTIDN  
LOCATION  
#4

SE4.01

